


# TCFA

## Junior Fed Beef Challenge



2019

## Record Book User Guide



# JFBC Record Book User Manual

| <b>Table of Contents:</b> | <b>Page</b> |
|---------------------------|-------------|
| Important Notes.....      | 3           |
| Cattle Receiving .....    | 4-5         |
| Processing .....          | 6           |
| Rations .....             | 7           |
| Feed Entry .....          | 8           |
| Expenses .....            | 9           |
| Interest .....            | 10          |
| Home section .....        | 11          |

## **\*IMPORTANT NOTES\***

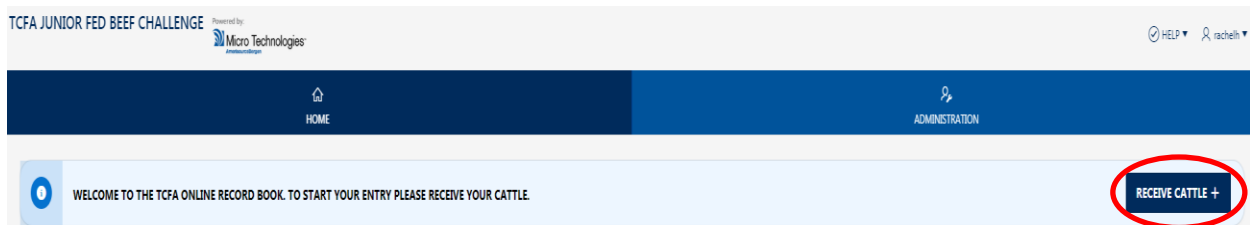
- \* Participants will email close out report by midnight on July 18 to [rachel@tcfa.org](mailto:rachel@tcfa.org). TCFA will print a copy of the close out report on date of deadline.**
- \* Participants will lose record keeping points for incomplete information along with missed deadlines.**
- \* User manual is not a duplicate of the record book. It is only to be used as a guide. Each record book could look different depending on individual records.**
- \* Be sure to upload all copies of all records including pictures and feed analysis results.**
- \* Changing to a digital record book is and will be a learning experience for TCFA along with all participants. Please call (806) 358-3681 or email [rachel@tcfa.org](mailto:rachel@tcfa.org) or [brady@tcfa.org](mailto:brady@tcfa.org) with any issues or concerns you encounter.**

# TCFA Junior Fed Beef Challenge Record Book

Log into: <http://tcfa.microbeef.com>

User name & password provided by TCFA


Click on receive cattle



### RECEIVE CATTLE

PURCHASE   STEER 1   STEER 2   STEER 3   STEER 4

**ALL STEERS MUST BE PRICED ACCORDING TO THE PREVAILING MARKET AT THE TIME OF PURCHASE. ANY UNUSUAL VARIANCES WILL BE LOOKED UPON WITH DISFAVOR. LIST THE PRICE AS THE COST PER HUNDREDWEIGHT. WEIGHT CAN BE ENTERED INDIVIDUALLY OR AS A GROUP**

Purchase Date  

# of Steers

Weight Type

## STEER 1 ✕

PURCHASE      **STEER 1**      STEER 2      STEER 3      STEER 4

IMAGE

📁

Enter Tag #  
 Description of Steer  
 Gross Weight or Total weight  
 \$/CWT  
 Image – choose file to upload  
 Click next after image has been uploaded

Repeat process for all steers until you get to steer 4 – select finish; If you only select 3 steers then you will select finish after the information for 3 steers is entered

<
Cancel

Next >

Upon completion of entering cattle the close out screen will appear

TCFA JUNIOR FED BEEF CHALLENGE Powered by Micro Technologies HELP Rachel

HOME CATTLE EXPENSES PROCESSING RATIONS FEED ENTRY INTEREST MY INFO ADMINISTRATION

PRINT CLOSE OUT
EDIT CLOSE OUT WEIGHT

|   |            |
|---|------------|
| ON FEED DATE  | 03/25/2018 |
| FINISHED WEIGH DATE   |            |
| DAYS ON FEED (FINISHED WEIGH DATE - FIRST DAY OF FEED)  | 400        |
| TOTAL HEAD DAYS   | 1600       |
| 1. FINISHED WEIGHT OF STEERS (SEE RULE #5)  |            |
| A. GROSS FINISHED WEIGHT OF STEERS  | LBS        |
| B. LESS 4% SHRINKAGE  | LBS        |
| C. NET FINISHED WEIGHT OF STEERS  | LBS        |
| 2. TOTAL STARTING WEIGHT OF STEERS (NET WEIGHT)   | 3165 LBS   |
| 3. TOTAL GAIN (1C - 2)  | LBS        |
| 4. AVERAGE GAIN PER HEAD (3 DIVIDED BY THE NUMBER OF HEAD SOLD)                                   | LBS/HD     |
| 5. AVERAGE DAILY GAIN PER HEAD (4 DIVIDED BY TOTAL DAYS ON FEED)                                  | LBS/HD/DAY |
| 6. TOTAL COST OF FINISHED STEERS (TOTAL OF INITIAL COST, EXPENSES, FEED, PROCESSING AND INTEREST) | \$4,466.54 |
| 7. TOTAL INITIAL COST OF STEERS   | \$4,212.63 |
| 8. TOTAL COST OF FEEDING STEERS (TOTAL PROCESSING, EXPENSES, FEED AND INTEREST)                   | \$253.91   |
| 9. COST PER POUND OF GAIN (8 DIVIDED BY 3)  |            |
| 10. COST PER POUND OF FINISHED STEER (6 DIVIDED BY 1C)  |            |

# Processing Section

TCFA JUNIOR FED BEEF CHALLENGE Powered by Micro Technologies HELP Rachel

HOME CATTLE EXPENSES **PROCESSING** RATIONS FEED ENTRY INTEREST MY INFO ADMINISTRATION

ENTER ALL PROCESSING AND VETERINARIAN CHARGES. THIS SHOULD INCLUDE ALL MEDICATION GIVEN TO YOUR STEERS DURING THE CONTEST PERIOD.

USE THE FOLLOWING CHART TO INDICATE WHERE THE MEDICATION WAS ADMINISTERED.

PROCESSING ADD PROCESSING

NO PROCESSING RECORDS HAVE BEEN ENTERED

FILES UPLOAD PROCESSING RECORDS

Enter product/procedures and upload processing records

**PROCESSING** ×

DATE  📅 LOCATION  ▼

DESCRIPTION

HEAD  UNIT/HEAD

COST/UNIT  UNIT

LOT  EXPIRATION DATE  📅 WITHDRAWAL DAYS

CANCEL ADD PROCESSING

To edit or make changes to processing – click pencil on left

PROCESSING ADD PROCESSING

| DATE       | LOCATION     | DESCRIPTION                       | HEAD | UNIT | UNITS/HEAD | COST/UNIT | TOTAL COST | LOT | EXPIRATION DATE | WITHDRAWAL DAYS |
|------------|--------------|-----------------------------------|------|------|------------|-----------|------------|-----|-----------------|-----------------|
| 04/26/2018 | 3 - LEFT EAR | Implant Component TE-5 with Tylan | 4    | EA   | 1          | 3,250     | 13,000     | -   | -               | -               |
| 04/26/2018 | 12 - OTHER   | Chute Charge                      | 4    | EA   | 1          | 2,500     | 10,000     | -   | -               | -               |

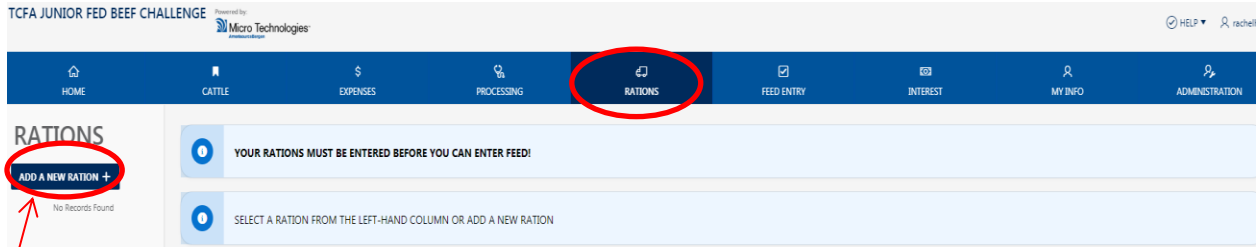
Upload Beef Processing Plan

FILES UPLOAD PROCESSING RECORDS

| FILE NAME          | DESCRIPTION          | FILE     |
|--------------------|----------------------|----------|
| Processing Map.jpg | Beef Processing Plan | Download |

To edit or make changes to processing – click pencil on left

# Rations Section



Add your rations and save – this information comes from your feed invoice and monthly feed analysis report

## Ration Formula

1. Enter ingredients and percentages for starter ration
2. Enter ingredients and percentages for intermediate ration
3. Enter ingredients and percentages for finisher ration
  - If you only used one ration, you will only have one set of ingredients
  - You may add or edit your rations throughout your feeding time frame
  - Upon receiving 3<sup>rd</sup> feed analysis report, take average of all 3 reports and enter the average of 3 samples in ALL entered rations

## Save & Finish

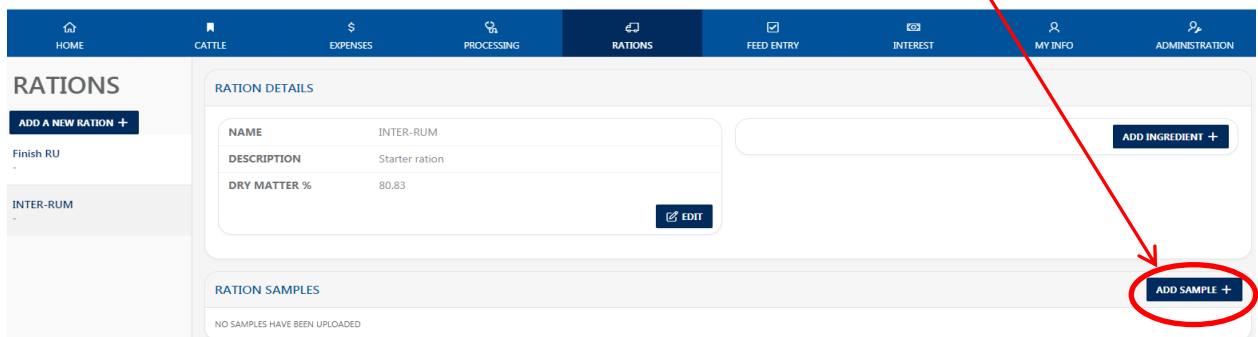
**RATION** [X]

NAME

DESCRIPTION

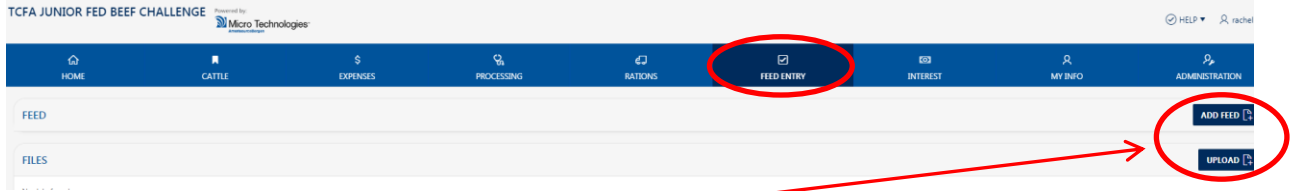
DRY MATTER %

Add monthly ration sample results from feed analysis report for all rations



Upon completion of entering rations go to feed entry section

# Feed Entry Section



Add feed & upload invoices

Select ration type – select from ones you entered in previous section

Enter TONS or FED LBS – this information could come from your feed invoice

Enter either COST/TON or COST/LB

### FEED ENTRY

DATE  
MM/DD/YYYY

RATION

NOTES

TONS

FED LBS  
Number will auto populate if you enter tons or tons will populate if you enter fed lbs.

COST/TON

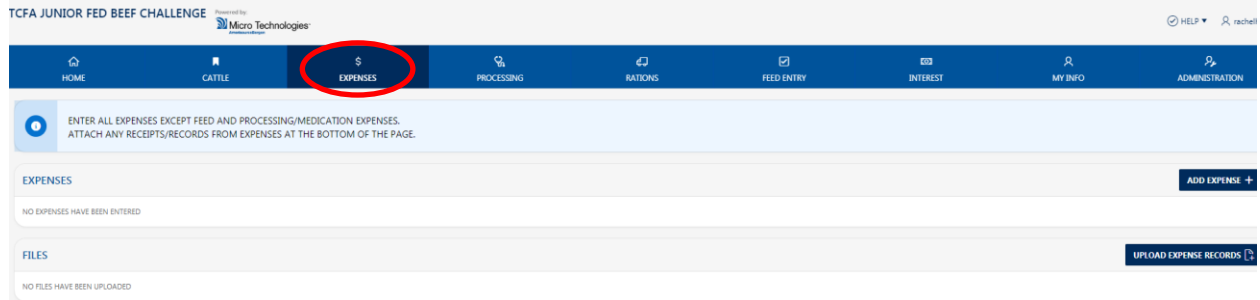
COST/LB  
Cost/ton will auto populate if you enter cost/lb or cost/lb. will populate if you enter cost/ton

CANCEL

SAVE



# Expense Section



Add Expenses – this will be all expenses except for feed expense

EXPENSE ✕

DATE  
MM/DD/YYYY 📅

DESCRIPTION

TOTAL COST

CANCEL ADD EXPENSE

Repeat this step for monthly expenses

# Interest section

TCFA JUNIOR FED BEEF CHALLENGE Powered by: Micro Technologies HELP rachel

HOME CATTLE EXPENSES PROCESSING RATIONS FEED ENTRY **INTEREST** MY INFO ADMINISTRATION

INTEREST

| SECTION                     | MONTH OF CHARGE | FIRST INTEREST DATE | LAST INTEREST DATE | AMOUNT FINANCED | DAYS FINANCED | INTEREST RATE | INTEREST COST |
|-----------------------------|-----------------|---------------------|--------------------|-----------------|---------------|---------------|---------------|
| PART 1 SECTION A            | MARCH           | 03/25/2018          | 04/29/2019         | 4,212.63        | 400           | 5.5%          | 253.91        |
| <b>SECTION Total:</b>       |                 |                     |                    |                 |               |               | <b>253.91</b> |
| PART 2 SECTION B&C BY MONTH | MARCH           | 04/01/2018          | 04/29/2019         | 74.57           | 393           | 5.5%          | 4.42          |
|                             | APRIL           | 05/01/2018          | 04/29/2019         | 366.69          | 363           | 5.5%          | 20.06         |
|                             | MAY             | 06/01/2018          | 04/29/2019         | 395.11          | 332           | 5.5%          | 19.77         |
|                             | JUNE            | 07/01/2018          | 04/29/2019         | 386.81          | 302           | 5.5%          | 17.60         |
|                             | JULY            | 08/01/2018          | 04/29/2019         | 113.00          | 271           | 5.5%          | 4.61          |
| <b>SECTION Total:</b>       |                 |                     |                    |                 |               |               | <b>66.46</b>  |
| <b>TOTAL</b>                |                 |                     |                    |                 |               |               | <b>320.37</b> |

Interest - automatically calculates  
To edit close out weight and last interest date click on

TCFA JUNIOR FED BEEF CHALLENGE Powered by: Micro Technologies HELP rachel

HOME CATTLE EXPENSES PROCESSING RATIONS FEED ENTRY INTEREST **MY INFO** ADMINISTRATION

CLOSE OUT PRINT CLOSE OUT **EDIT CLOSE OUT WEIGHT**

|  |                 |
|--|-----------------|
| ON FEED DATE   | 03/25/2018      |
| FINISHED WEIGH DATE  | 07/10/2018      |
| DAYS ON FEED (FINISHED WEIGH DATE - FIRST DAY OF FEED)   | 107             |
| TOTAL HEAD DAYS  | 428             |
| <b>1. FINISHED WEIGHT OF STEERS (SEE RULE #5)</b>  |                 |
| A. GROSS FINISHED WEIGHT OF STEERS   | 5239 LBS        |
| B. LESS 4% SHRINKAGE   | 210 LBS         |
| C. NET FINISHED WEIGHT OF STEERS   | 5029 LBS        |
| <b>2. TOTAL STARTING WEIGHT OF STEERS (NET WEIGHT)</b>   | 3165 LBS        |
| <b>3. TOTAL GAIN (1C - 2)</b>  | 1864 LBS        |
| <b>4. AVERAGE GAIN PER HEAD (3 DIVIDED BY THE NUMBER OF HEAD SOLD)</b>                                   | 466 LBS/HD      |
| <b>5. AVERAGE DAILY GAIN PER HEAD (4 DIVIDED BY TOTAL DAYS ON FEED)</b>                                  | 4.36 LBS/HD/DAY |
| <b>6. TOTAL COST OF FINISHED STEERS (TOTAL OF INITIAL COST, EXPENSES, FEED, PROCESSING AND INTEREST)</b> | \$5,665.90      |
| <b>7. TOTAL INITIAL COST OF STEERS</b>   | \$4,212.63      |
| <b>8. TOTAL COST OF FEEDING STEERS (TOTAL PROCESSING, EXPENSES, FEED AND INTEREST)</b>                   | \$1,453.27      |
| <b>9. COST PER POUND OF GAIN (8 DIVIDED BY 3)</b>  | \$0.7797        |
| <b>10. COST PER POUND OF FINISHED STEER (6 DIVIDED BY 1C)</b>  | \$1.1266        |

After finished weight & close out date has been updated, your interest days will adjust

TCFA JUNIOR FED BEEF CHALLENGE Powered by: Micro Technologies HELP rachel

HOME CATTLE EXPENSES PROCESSING RATIONS FEED ENTRY **INTEREST** MY INFO ADMINISTRATION



INTEREST

| SECTION                     | MONTH OF CHARGE | FIRST INTEREST DATE | LAST INTEREST DATE | AMOUNT FINANCED | DAYS FINANCED | INTEREST RATE | INTEREST COST |
|-----------------------------|-----------------|---------------------|--------------------|-----------------|---------------|---------------|---------------|
| PART 1 SECTION A            | MARCH           | 03/25/2018          | 07/10/2018         | 4,212.63        | 107           | 8.5%          | 104.97        |
| <b>SECTION Total:</b>       |                 |                     |                    |                 |               |               | <b>104.97</b> |
| PART 2 SECTION B&C BY MONTH | MARCH           | 04/01/2018          | 07/10/2018         | 74.57           | 100           | 8.5%          | 1.74          |
|                             | APRIL           | 05/01/2018          | 07/10/2018         | 366.69          | 70            | 8.5%          | 5.98          |
|                             | MAY             | 06/01/2018          | 07/10/2018         | 395.11          | 39            | 8.5%          | 3.59          |
|                             | JUNE            | 07/01/2018          | 07/10/2018         | 386.81          | 9             | 8.5%          | 0.81          |
| <b>SECTION Total:</b>       |                 |                     |                    |                 |               |               | <b>12.12</b>  |
| <b>TOTAL</b>                |                 |                     |                    |                 |               |               | <b>117.09</b> |



# Home section

Print & email close out

Bring final close out copy with you on contest day

TCFA JUNIOR FED BEEF CHALLENGE Powered by  HELP  rachel

**HOME** CATTLE EXPENSES PROCESSING RATIONS FEED ENTRY INTEREST MY INFO ADMINISTRATION

CLOSE OUT **PRINT CLOSE OUT**  **EDIT CLOSE OUT WEIGHT** 

|  |            |
|--|------------|
| ON FEED DATE   | 03/25/2018 |
| FINISHED WEIGH DATE                                    | 07/10/2018 |
| DAYS ON FEED (FINISHED WEIGH DATE - FIRST DAY OF FEED) | 107        |
| TOTAL HEAD DAYS  | 428        |